



District Report Card: 2017


State: Arunachal Pradesh	District: Upper Subansiri
Class: 8	Subject: Mathematics
Schools: 47	Students: 603


Participation/Coverage


Students

<div>GENDER</div> <div></div>	Boys				Girls			
	Number		%		Number		%	
	247		40.96		356		59.04	

<div>AREA</div> <div></div>	Rural				Urban			
	Number		%		Number		%	
	475		78.77		128		21.23	

<div>CATEGORY</div> <div></div>	SC		ST		OBC		GEN	
	Number	%	Number	%	Number	%	Number	%
	1	0.17	586	97.18	1	0.17	15	2.49

<div>CWSN</div> <div></div>	LD	VI	HI	S&LD	ID	Oth
	1	0	0	2	0	0

<div>Management</div> <div></div>	Government			Government-aided		
	Number		%	Number		%
	513		85.07	90		14.93

Average Performance of Students in Mathematics (%)

Overall	Gender		Area		Management		Social Group			
	Male	Female	Rural	Urban	Govt.	Aided	SC	ST	OBC	GEN
34.60	33.93	35.07	33.67	38.07	33.67	39.93	6.67	34.36	26.67	46.67

Performance on Learning Outcomes (LOs)

Learning Outcomes	Description	Average Performance(%)
M601	Solves problems involving large numbers by applying appropriate operations	34.49
M606	Solves problems on daily life situations involving addition and subtraction of fractions / decimals	33.10
M620	Finds out the perimeter and area of rectangular objects in the surroundings like floor of the class room, surfaces of a chalk box etc.	28.65
M621	Arranges given/collected information in the form of table, pictograph and bar graph and interprets them	28.22
M702	Interprets the division and multiplication of fractions	28.52
M705	Solves problems related to daily life situations involving rational numbers	33.00
M706	Uses exponential form of numbers to simplify problems involving multiplication and division of large numbers	25.32
M707	Adds/subtracts algebraic expressions	45.61
M710	Solves problems related to conversion of percentage to fraction and decimal and vice versa	25.00
M717	Finds out approximate area of closed shapes by using unit square grid/graph sheet	30.66
M719	Finds various representative values for simple data from her/his daily life contexts like mean, median and mode	45.28
M721	Interprets data using bar graph	46.20
M801	Generalizes properties of addition, subtraction, multiplication and division of rational numbers through patterns	29.43
M802	Finds rational numbers between two given rational numbers	35.44
M803	Proves divisibility rules of 2, 3, 4, 5, 6, 9 and 11	36.93
M804	Finds squares, cubes, square roots and cube roots of numbers using different methods	29.11
M808	Uses various algebraic identities in solving problems of daily life	37.97
M812	Verifies properties of parallelogram and establishes the relationship between them through reasoning	30.11
M818	Finds surface area and volume of cuboidal and cylindrical object	30.70
M819	Draws and interprets bar charts and pie charts	44.78

Range of Performance of Students who Answered Correctly							
Below 30%		30% - 50%		50% - 75%		Above 75%	
Number	%	Number	%	Number	%	Number	%
251	41.63	248	41.13	96	15.92	8	1.33

Lowest Performing Learning Outcomes (LOs)

- 1 - Solves problems related to conversion of percentage to fraction and decimal and vice versa (25.00)
- 2 - Uses exponential form of numbers to simplify problems involving multiplication and division of large numbers (25.32)
- 3 - Arranges given/collected information in the form of table, pictograph and bar graph and interprets them (28.22)

4 - Interprets the division and multiplication of fractions (28.52)

5 - Finds out the perimeter and area of rectangular objects in the surroundings like floor of the class room, surfaces of a chalk box etc. (28.65)